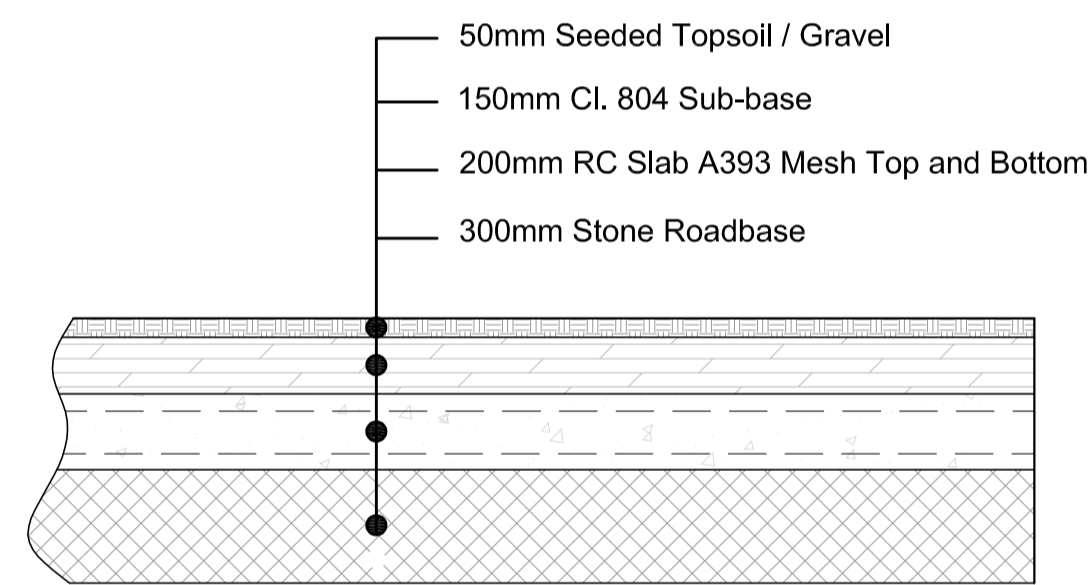
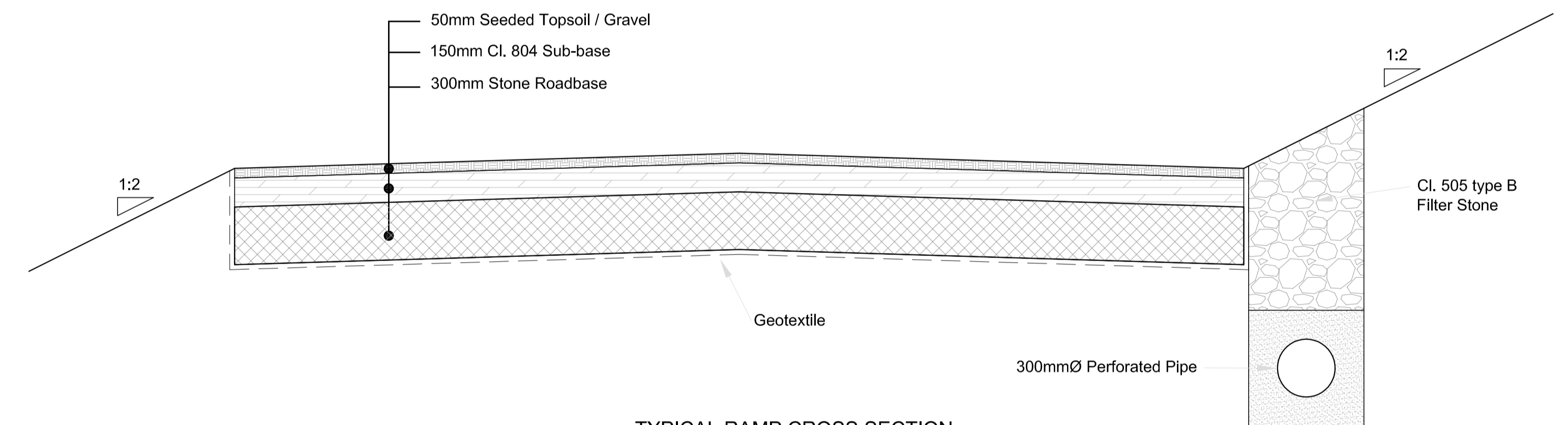


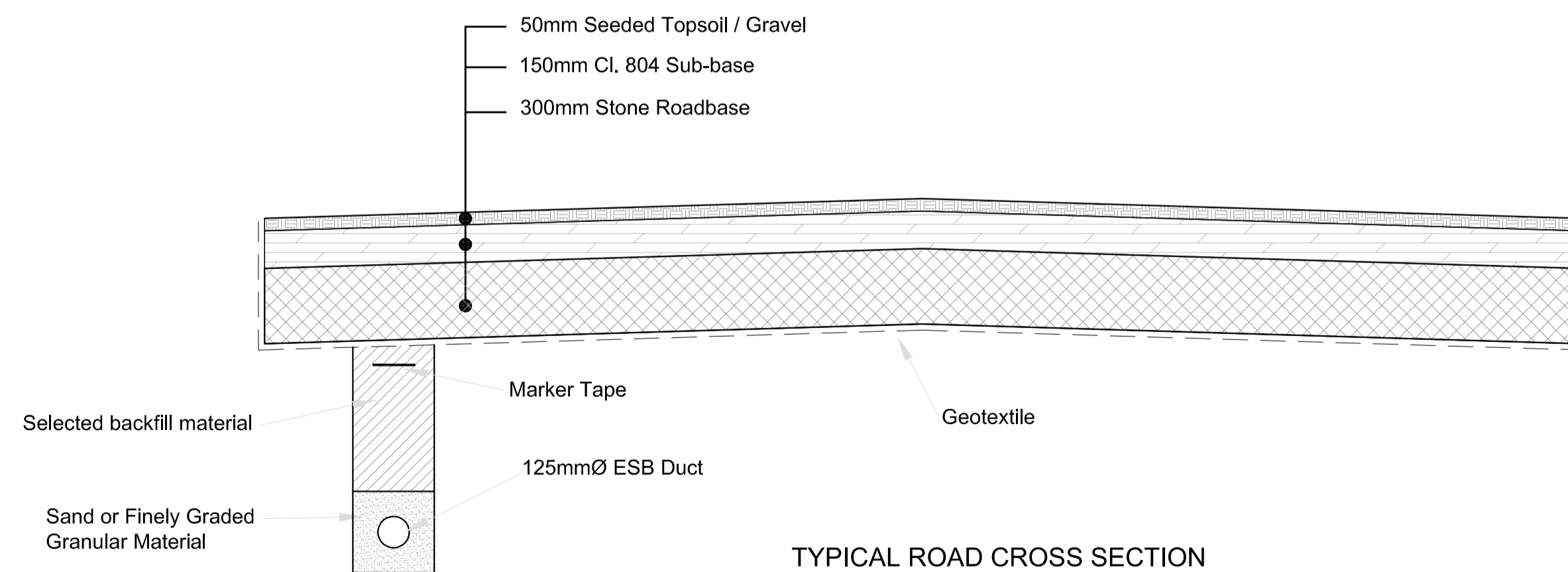
SECTION 1-1  
SCALE 1:50



TYPICAL HARDSTANDING CROSS SECTION  
SCALE 1:20



TYPICAL RAMP CROSS SECTION  
SCALE 1:20



TYPICAL ROAD CROSS SECTION  
SCALE 1:20

NOTE:  
 1. General Pipework Arrangement. Smaller Pipework & Instrument Ducting arrangement to be shown at Detailed design.  
 2. Final dimensions to be specified in Detailed design.  
 3. Exact Vertical alignment of Gas pipeline to be specified in Detailed design.  
 4. Refer to DG2103 for Section 1-1.  
 5. Civil supports for Security Cages to be specified in Detailed design.  
 6. Foundation details are indicative and subject to Detailed Design.

Client:



Shell E&P Ireland Limited  
 Corrib House, 52 Leeson Street Lower,  
 Dublin 2, Republic of Ireland.



RPS, West Pier Business Campus  
 Dun Laoghaire, Co. Dublin, Ireland.  
 T: +353 1 4882900 - F: +353 1 2835676  
 E: ireland@rpsgroup.com W: www.rpsgroup.com/ireland

NOTES

- This drawing is the property of RPS, it is a confidential document and must not be copied, used, or its content divulged without prior written consent.
- All Levels refer to Ordnance Survey Datum, Malin Head.
- DO NOT SCALE, use figured dimensions only, if in doubt ask.

REV	DATE	REVISION	BY	CHK	ENG	CL'NT
P02	02/02/09	ISSUE FOR PLANNING APPLICATION		TD	KMcM	CB JvdW
P01	28/03/08	ISSUE FOR PLANNING APPLICATION		TD	GB	CB JvdW
R10	20/03/08	ISSUE FOR COMMENT		TD	GB	CB JvdW
R09	10/03/08	ISSUE FOR COMMENT		TD	GB	CB JvdW
R08	22/02/08	ISSUE FOR COMMENT		TD	GB	CB JvdW
R07	13/02/08	ISSUE FOR COMMENT		TD	GB	CB JvdW

DRAWING REVISIONS

Project:

CORRIB ONSHORE PIPELINE

Title:

LANDFALL VALVE INSTALLATION  
 DETAILS  
 (SHEET 1 OF 2)

Drawn by:	TD	Job No:	MDR0470
Checked by:	GB	File No:	COR25MDR0470DG2107
Approved by:	CB	Drg. No:	DG2107
Scale:	As shown	Rev:	P02
Date:	02.02.2009		