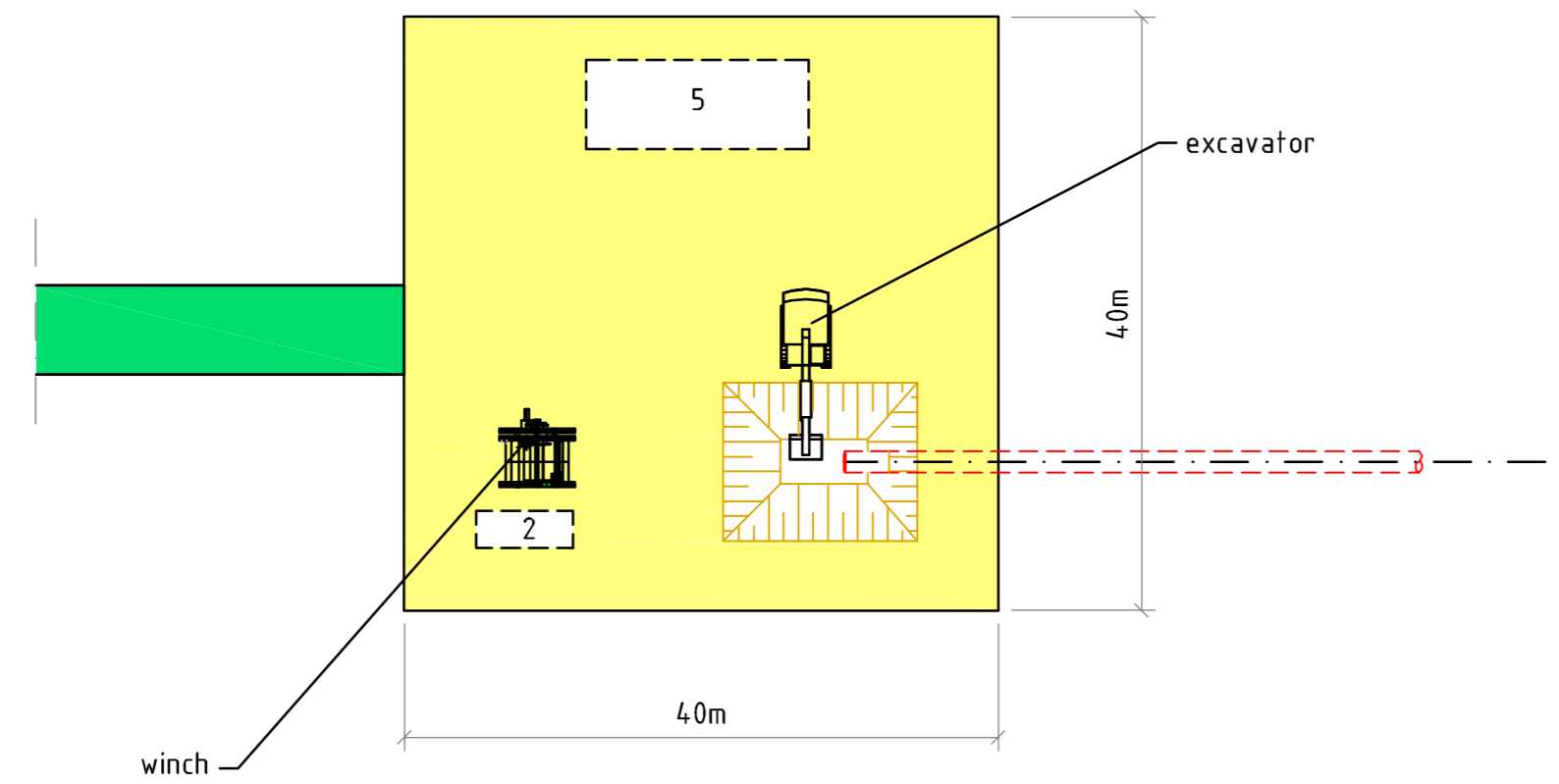


TYPICAL OVERVIEW MICRO-TUNNELING LAUNCH AND RECEPTION SITES

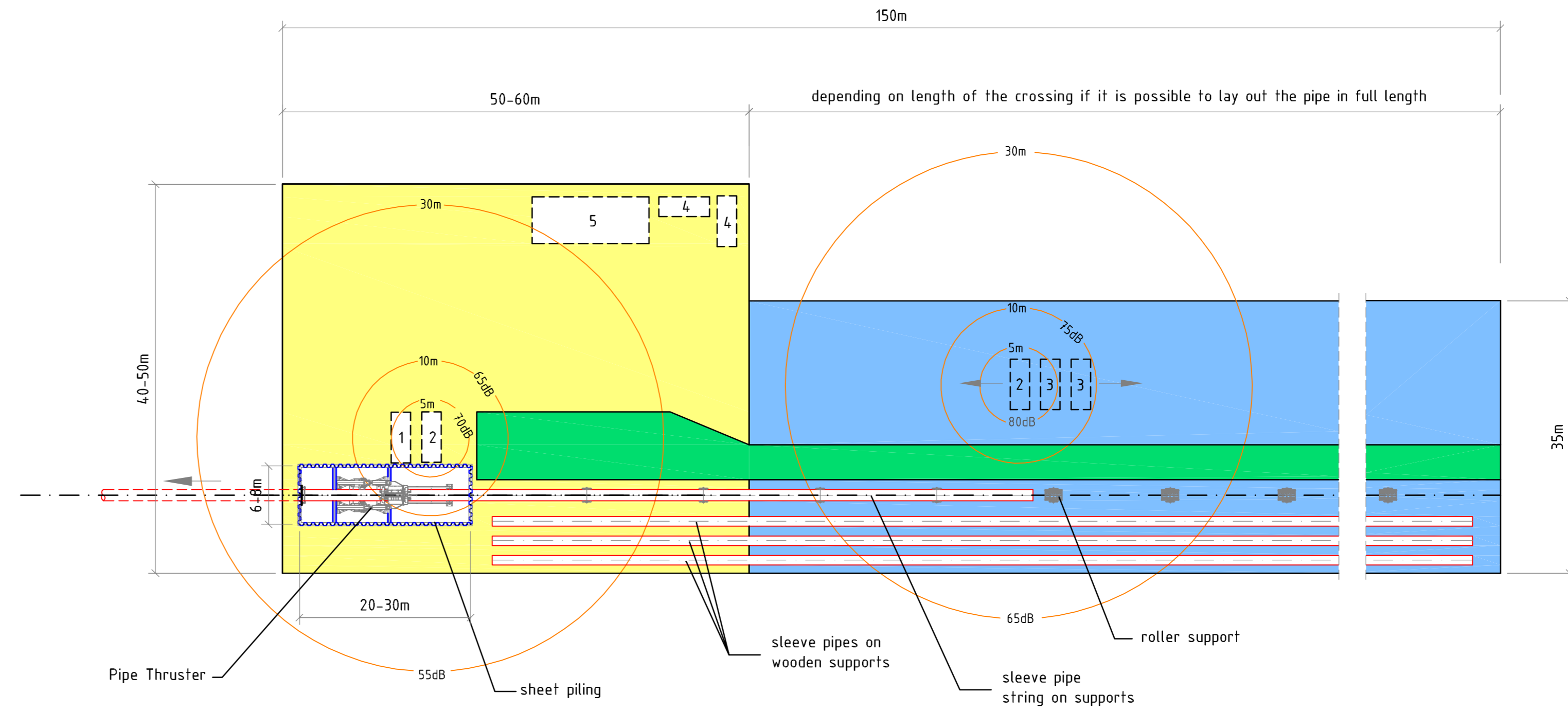
typical reception area overview

1 : 500



typical launch area overview

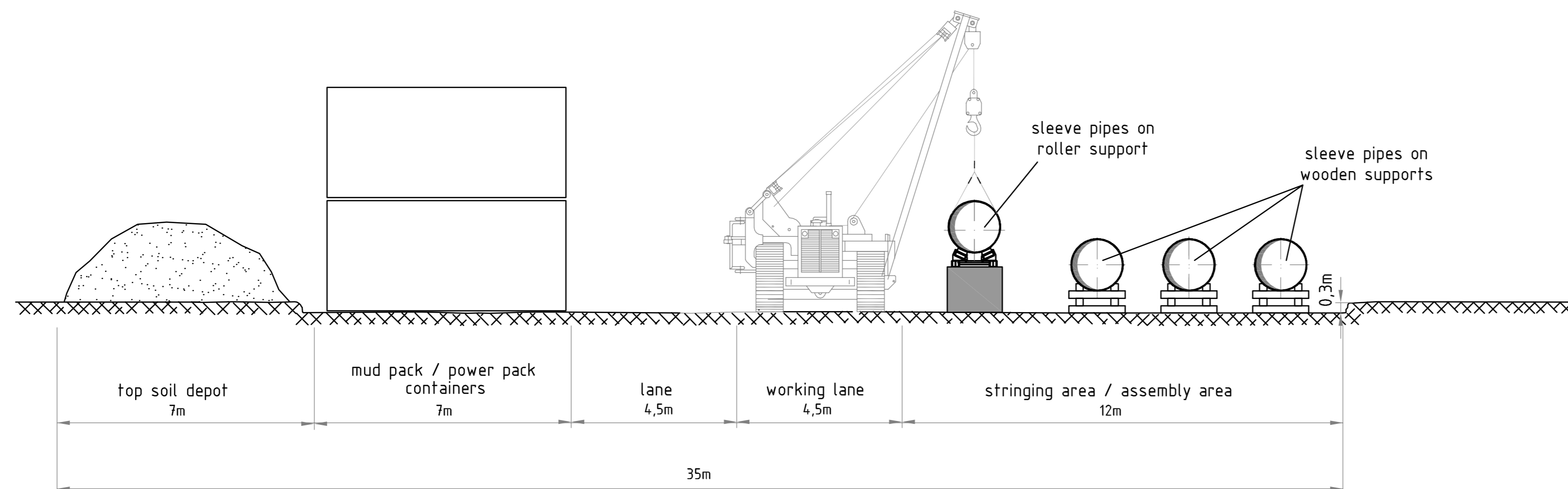
1 : 500



- 1 steering cabin
 - 2 power pack
 - 3 drilling mud recycling unit
 - 4 workshop
 - 5 other equipments/ canteen
- assembly area
 - stringing area
 - working lane

typical working area

1 : 100



TYPICAL OVERVIEW MICRO-TUNNELING LAUNCH AND RECEPTION SITES
Final arrangements and dimensions subject to detailed design.

- dimensions in meters -

1	changes	11.08.08	Sadek				
rev.	changes	date	name	rev.	changes	date	name
design:	de la Motta & Partner GmbH Beratung, Planung, Bauüberwachung Drilling 11 / 20-05-2008 Tel: +43 211 1515 / Fax: +43 211 515 25 E-Mail: info@dlm.at / www.dlm.at		Corrib Onshore Pipeline Lower and upper Bay Crossing Crossing L ₁ -L ₂ and L ₃ -L ₄		Shell E&P Ireland Ltd		
title:	typical overview temporary launch and reception sites	year:	2008	date:	05.06	name:	Sadek
scale:	1:500, 1:100	drawing no.:	108035 - 3 - 1 DG 403				
All rights are reserved for this drawing. It may not be reproduced or disclosed to third parties without consent. All rights are reserved by the author.							