

APPENDIX 8.4
Packer Test Results

PACKER TEST RESULTS

Contract: Peat Deposit site at Bangor Erris
 Client: Enterprise Oil
 Engineer: TES
Borehole: 1B
 Bh. size: HQ
 Date: 24.10.'03

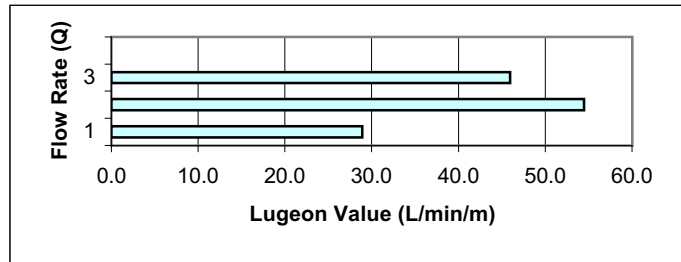
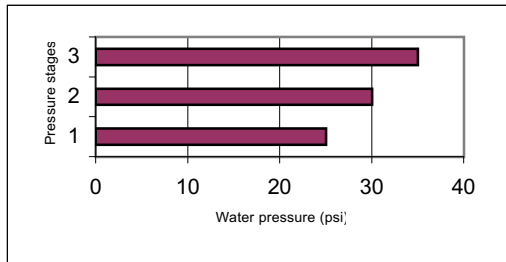
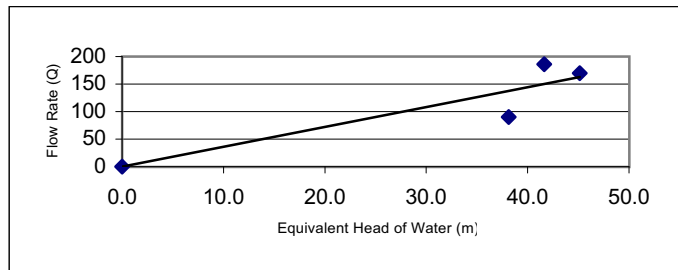
Top of test section (m bgl) 15.5
 Bottom of test section (m bgl) 23.7
 Centre of test section (m bgl) 19.6
 Length of test section (m bgl) 8.2
 Pressure gauge height (m agl) 0.95
 Initial depth to G.W. (m bgl) 19.6
 Packer inflation pressure (psi) 120

1. Site Records

Pressure stage	Water pressure (psi)	Flow meter readings				Water taken over time period (gal)			
		start	5 min	10 min	15 min	0-5 min	5-10 min	10-15 min	0-15 min gals
1	25	157265	157377	157468	157563	112	91	95	298
2	30	157563	157838	158010	158176	275	172	166	613
3	35	158176	158388	158563	158737	212	175	174	561

2. Calculations

Pressure stage	Equiv. head of water (m)	Flow rate (Q) l/min	Lugeon Value l/min/m
1	38.1	90.3	28.9
2	41.6	185.8	54.4
3	45.1	170.0	45.9
5	0	0	0



3. Permeability (k) analysis

Lugeon Value Used (l/min) 32.3

k (m/sec) 3.23E-06

k (m/day) 2.79E-01

PACKER TEST RESULTS

Contract: Peat Deposit site at Bangor Erris
 Client: Enterprise Oil
 Engineer: TES
Borehole: 2B
 Bh. size: HQ
 Date: 31.10.'03

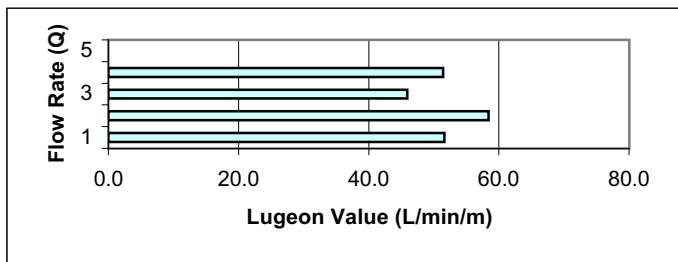
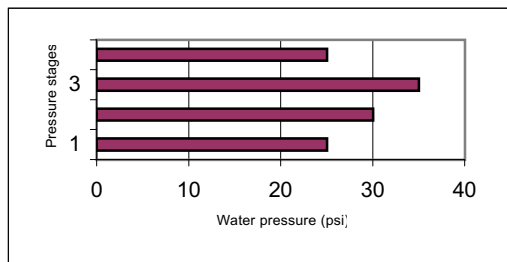
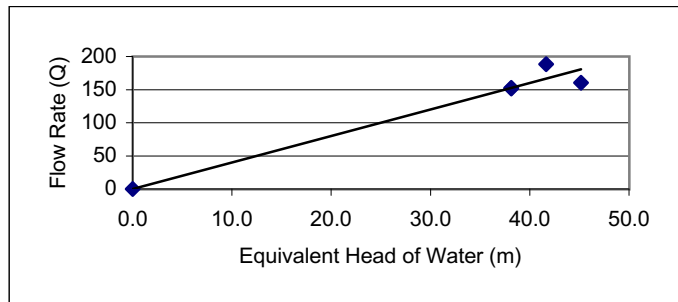
Top of test section (m bgl) 15.75
 Bottom of test section (m bgl) 23.5
 Centre of test section (m bgl) 19.625
 Length of test section (m bgl) 7.75
 Pressure gauge height (m agl) 0.95
 Initial depth to G.W. (m bgl) 19.625
 Packer inflation pressure (psi) 150

1. Site Records

Pressure stage	Water pressure (psi)	Flow meter readings				Water taken over time period (gal)			
		start	5 min	10 min	15 min	0-5 min	5-10 min	10-15 min	0-15 min gals
1	25	159215	159382	159550	159718	167	168	168	503
2	30	159718	159925	160133	160340	207	208	207	622
3	35	160430	160546	160753	160960	116	207	207	530
4	25	160960	161128	161295	161461	168	167	166	501

2. Calculations

Pressure stage	Equiv. head of water (m)	Flow rate (Q) l/min	Lugeon Value l/min/m
1	38.1	152.4	51.6
2	41.7	188.5	58.4
3	45.2	160.6	45.9
4	38.1	151.8	51.4
5	0	0	0



3. Permeability (k) analysis

Lugeon Value Used (l/min) 51.8

k (m/sec) 5.18E-06

k (m/day) 4.48E-01

PACKER TEST RESULTS

Contract: Peat Deposit site at Bangor Erris
 Client: Enterprise Oil
 Engineer: TES
Borehole: 3B
 Bh. size: HQ
 Date: 31.10.'03

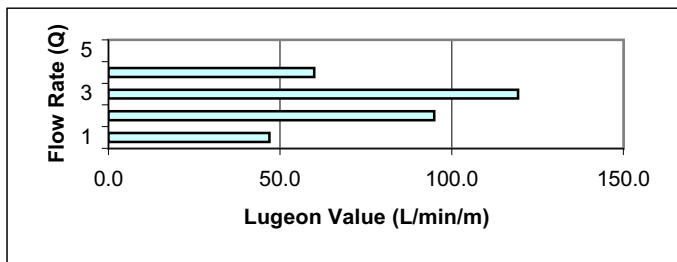
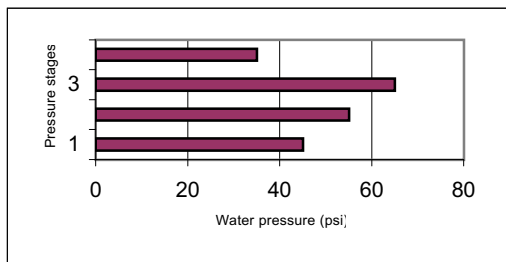
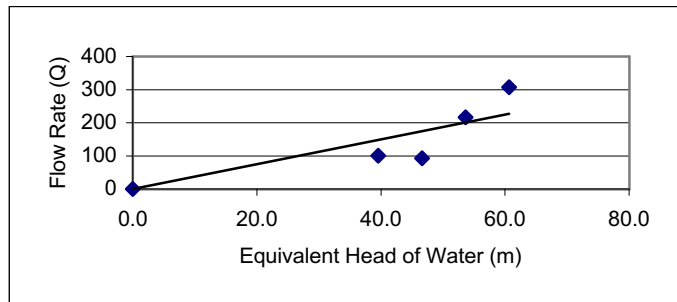
Top of test section (m bgl) 11.75
 Bottom of test section (m bgl) 16
 Centre of test section (m bgl) 13.875
 Length of test section (m bgl) 4.25
 Pressure gauge height (m agl) 1.1
 Initial depth to G.W. (m bgl) 13.875
 Packer inflation pressure (psi) 190

1. Site Records

Pressure stage	Water pressure (psi)	Flow meter readings				Water taken over time period (gal)			
		start	5 min	10 min	15 min	0-5 min	5-10 min	10-15 min	0-15 min gals
1	45	162315	162402	162511	162621	87	109	110	306
2	55	162621	162851	163091	163334	230	240	243	713
3	65	163582	163929	164206	164596	347	277	390	1014
4	35	164596	164708	164820	164928	112	112	108	332

2. Calculations

Pressure stage	Equiv. head of water (m)	Flow rate (Q) l/min	Lugeon Value l/min/m
1	46.6	92.7	46.8
2	53.6	216.1	94.8
3	60.7	307.3	119.2
4	39.6	100.6	59.8
5	0	0	0



3. Permeability (k) analysis

Lugeon Value Used (l/min) 80.1

k (m/sec) 8.01E-06

k (m/day) 0.69